







ELECTRIC SLIDE GATE

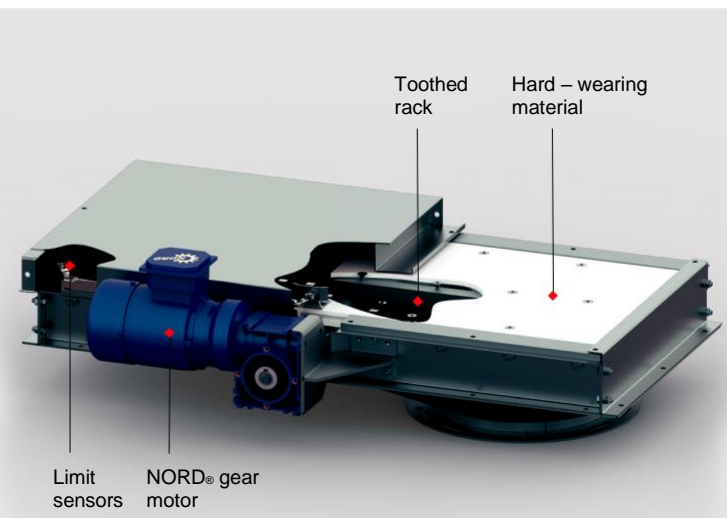
silos



Electric slide gates are designed to control flow of grain in the technological process line of a storage or a drying-storage facility. They are aimed for automated process lines and are equipped with limit switches that determine the position of the gate latch - open or closed. Electric slide gates are also used for emptying and filling silos, as well as for conveying equipment (bucket elevators, chain conveyors, belt or screw conveyors).

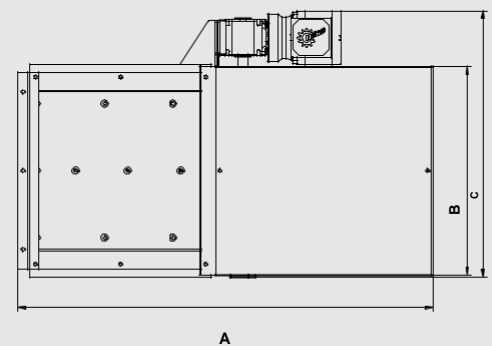
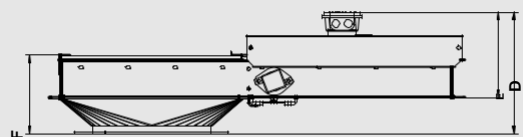
The Electric slide gate is designed in a 855 mm or 1055 mm version for mounting anywhere on the conveyor bottom.

-  Made of constructional steel
-  NORD engine with a power of 0.55 kW
-  Mechanical limit switches (leak tightness class IP 55)
-  Gate is working on toothed rack
-  Ball bearings on the guide
-  Outside flange for robust fixing



DIMENSIONS

	PZE 60T [mm]	PZE 100T [mm]	PZE 150T [mm]
A	855	955	1055
B	530	530	530
C	676	676	676
D	308	308	308
E	217	217	217
F	200	200	200
Ø	198	246	294



The manufacturer reserves the right to make technical changes